

What's new in DeskPack 12.1.2

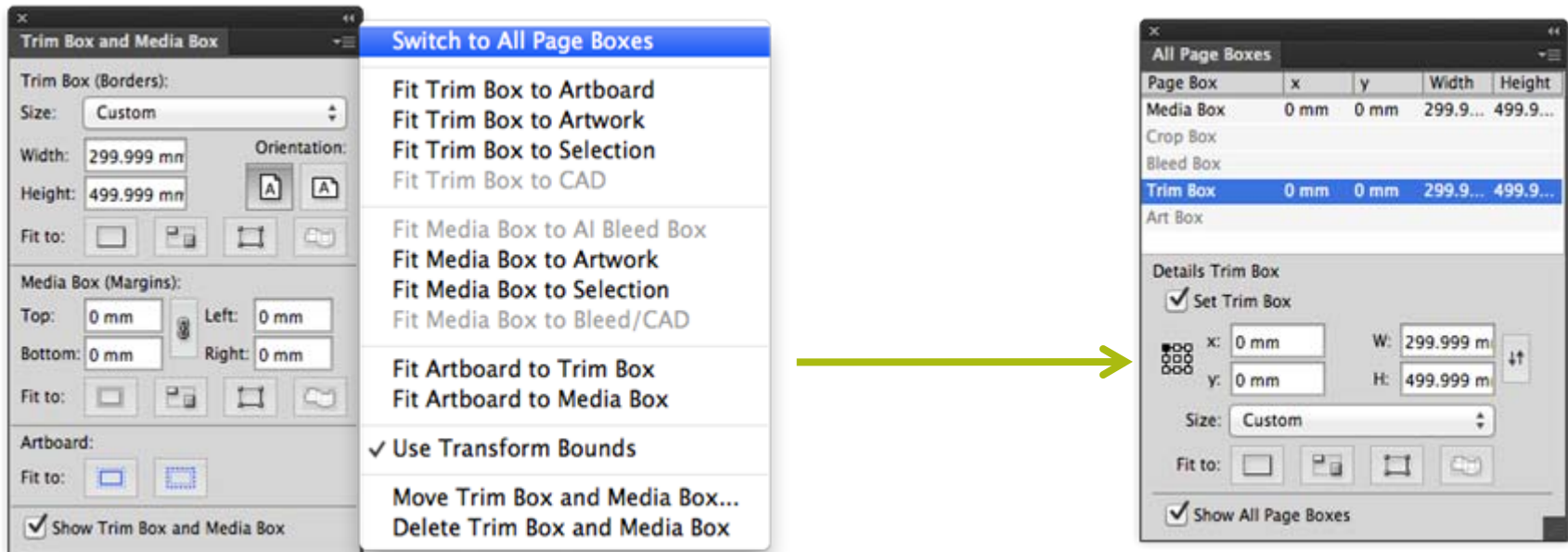
Bjorn Willems
Product Manager Interactive Prepress Applications

Overview

- Trim Box and Media Box
- PowerLayout
- Dynamic Marks
- Data Exchange Plugin
- PDF Import
- InkManager
- PowerTrapper
- Dynamic Barcodes
- White Underprint
- Mavericks
- Knowledge Base

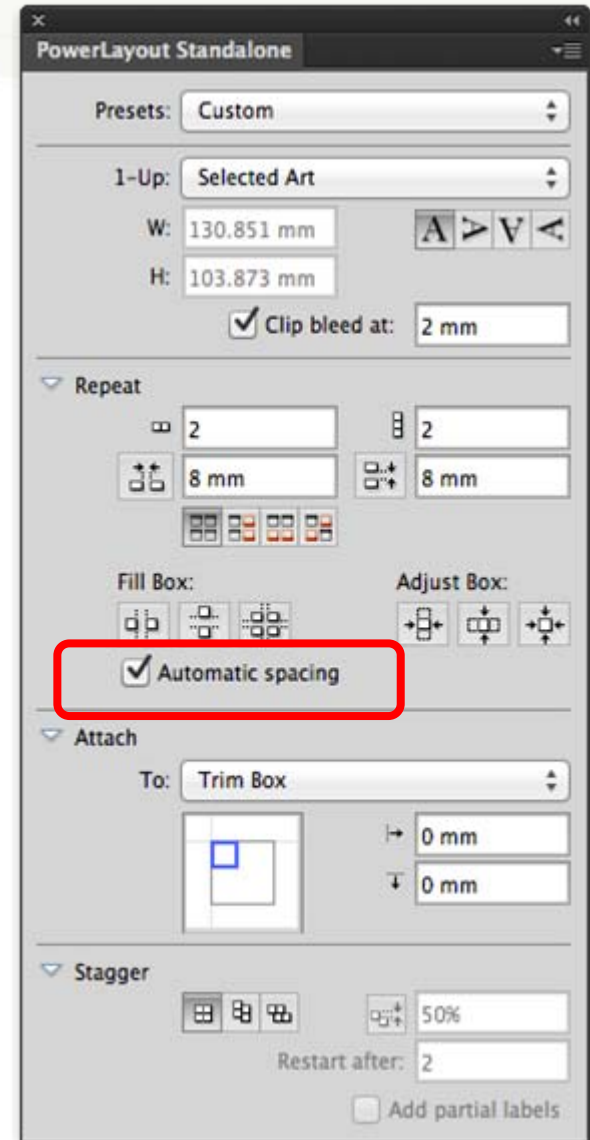
Trim Box & Media Box -> All PDF Pageboxes

- PDF supports 5 pageboxes in total. DeskPack only supported 2 of them in the past (Trim Box and Media Box) but now there is an option to edit/add/delete all the PDF Pageboxes.
- All other relevant DeskPack plugins (PowerLayout, Dynamic Marks, PDF Import and Data Exchange Plugin) also support all the PDF Pageboxes.



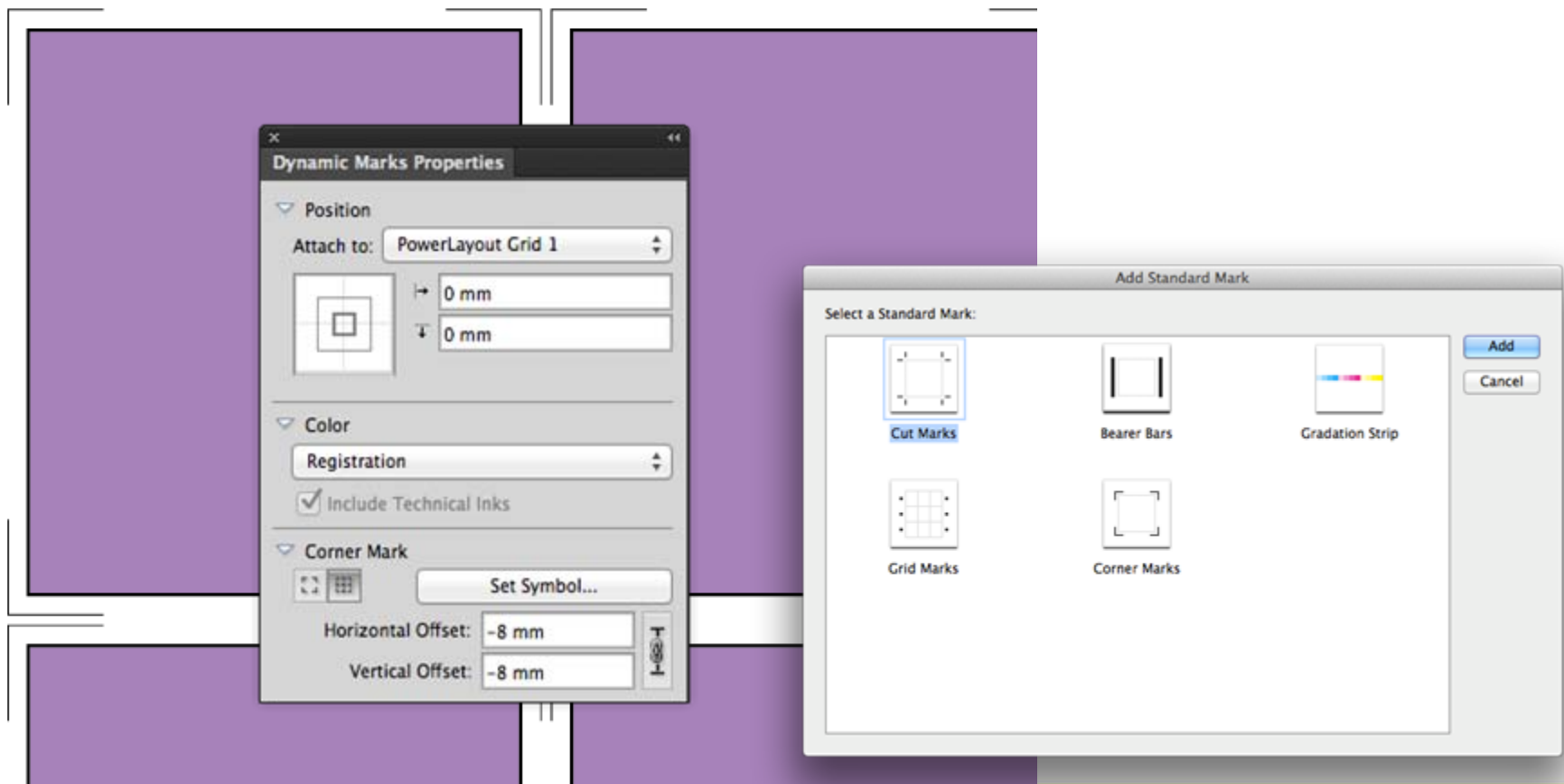
PowerLayout Standalone

- New option when filling your Trim Box (or selected page box in the "attach to" field) with a maximum number of 1-ups
 - When checked, the gap between the 1-ups will be automatically calculated
 - When unchecked, the gap entered in the palette will be respected
- Grids can now get attached relative to all 5 page boxes (only active pageboxes will be selectable)



Dynamic Marks, New Standard Mark: Corner Mark

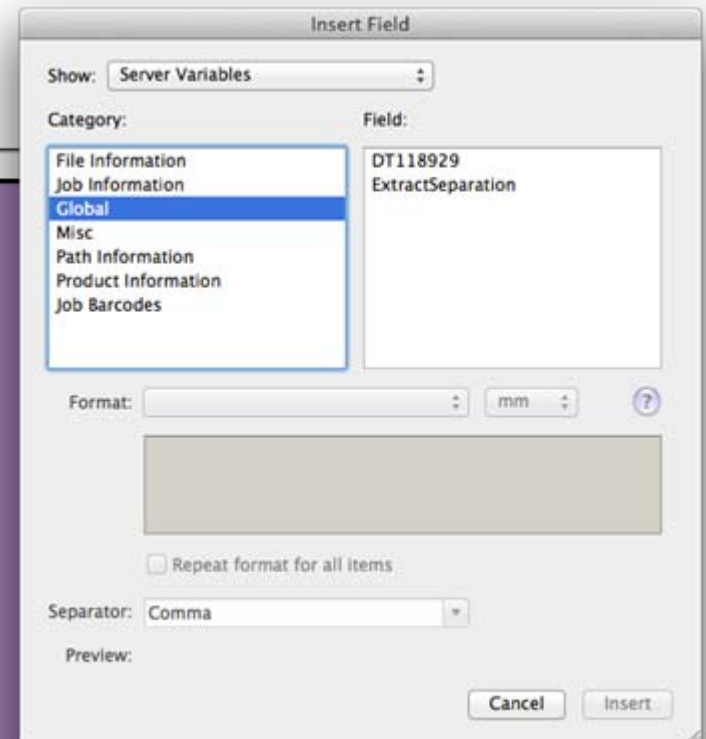
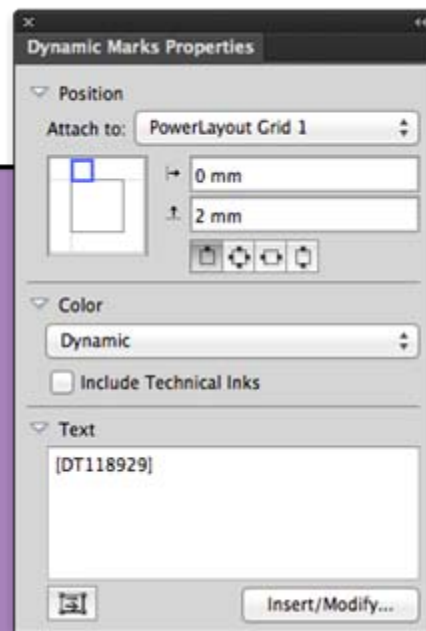
- Similar to Cut mark, but only 1 symbol/corner.
- Choice to place on the outside or also between labels.



Dynamic Marks, Support for SmartNames

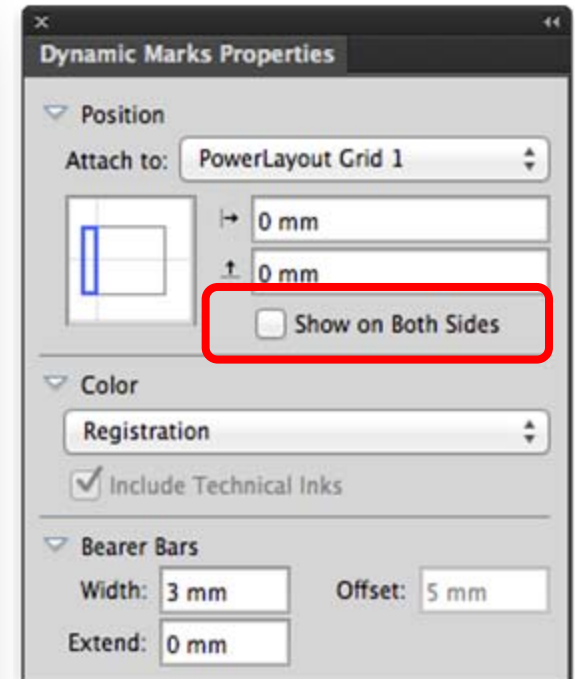
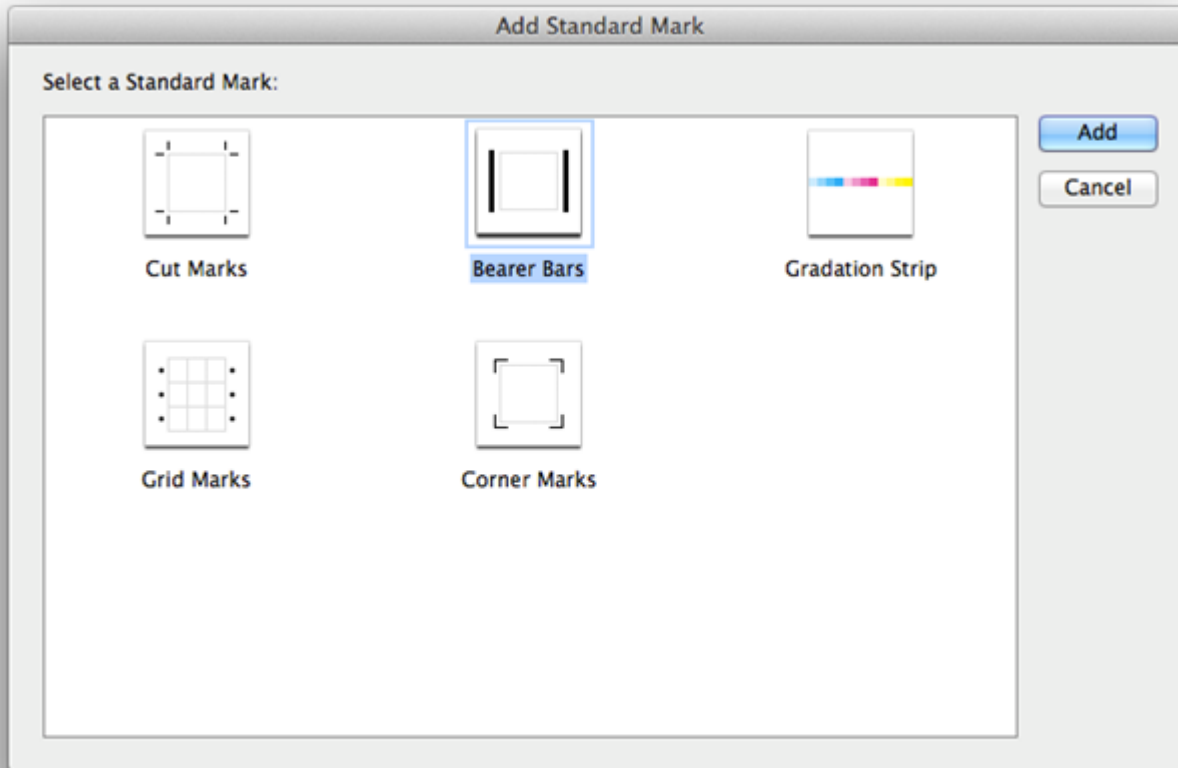
- In a Text Mark, you have static and dynamic text fields.
- From 12.1.2 onwards, dynamic text fields can now be linked to a SmartName from Automation Engine.
- The same SmartNames are available in **Dynamic Panels**.

Uncoated 150g



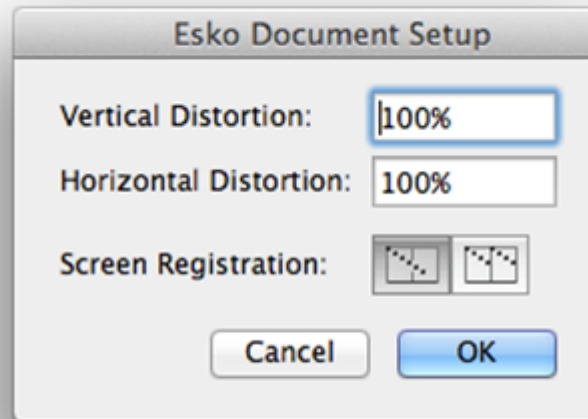
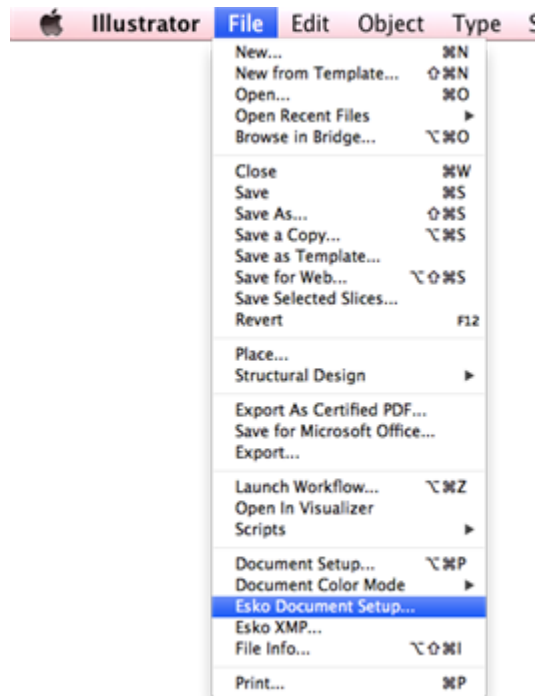
Dynamic Marks: extended Bearer Bar Mark

- Bearer Bar can now be placed on a single side as well.



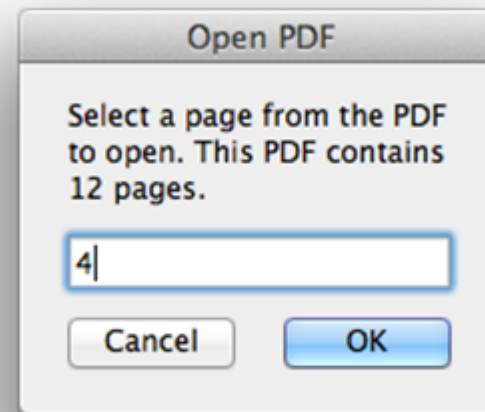
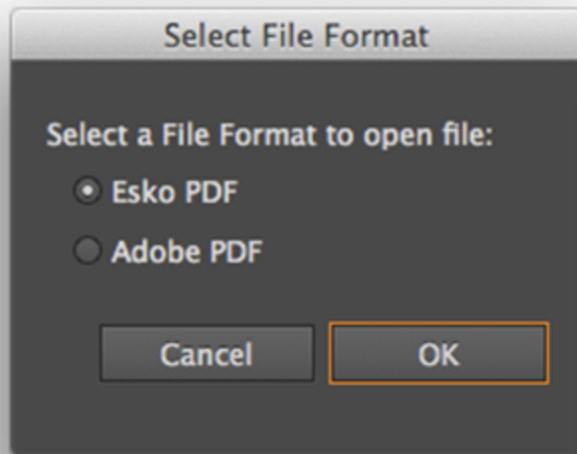
Data Exchange Plugin

- Screen Registration and Distortion are now moved from PowerLayout Standalone to the Data Exchange Plugin.
- **Usecase:** You don't need a PowerLayout license to output a S&R file with specific Distortion values or Screen Registration option.



PDF Import: support for Multipage PDF's

- Support for multipage files: ability to select the page to import, instead of the default first one.

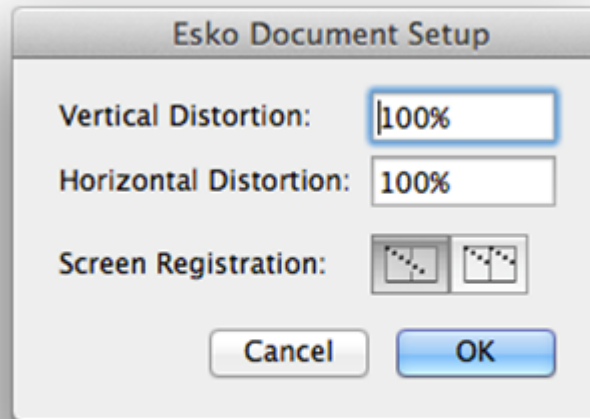


PDF Import: Barcodes stay Dynamic

- If a Normalized PDF from PackEdge or DeskPack are imported in Illustrator, barcodes will be kept Dynamic so they can still be modified.

PDF Import: support for Screen Registration and Distortion

- If the Normalized PDF that is imported with the PDF Import plugin contains Screen Registration and/or Distortion parameters, these will be imported correctly and populated in the Esko Document Setup.



InkManager

- Technical Inks will be placed at the bottom of the list automatically when:
 - Changing an ink to technical
 - Adding an ink which is known to be technical
 - Sorting the inks (from the fly-out menu)
- If a user changes the order of the inks afterwards, this change will be respected.
- This was already the case for Opaque Inks, now the same behavior is applicable for technical inks.

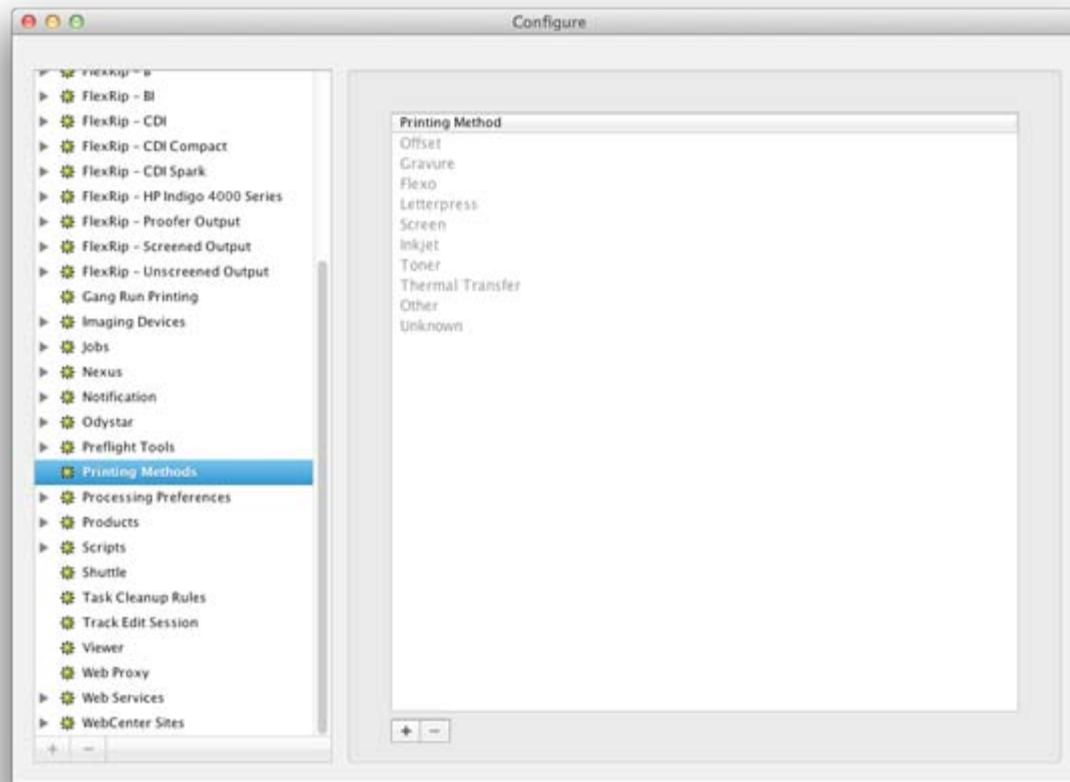


	Ink Name	Type	Ink Book	Ruling	Angle	Dotshape	Printing Met...
1	Process Cyan	Normal	process	120.00	22.50	Circular (Euclidea...	Unknown
2	Process Magenta	Normal	process	120.00	52.50	None	Unknown
3	Process Yellow	Normal	process	120.00	7.50	None	Unknown
4	Process Black	Normal	process	120.00	82.50	None	Unknown
5	PANTONE 347 C	Normal	PANTONE+ Solid C...	120.00	45.00	None	Unknown
6	PANTONE 307 C	Opaque	PANTONE+ Solid C...	120.00	45.00	None	Unknown
7	Cut	Technical		120.00	45.00	None	Unknown

Base Inks: 7

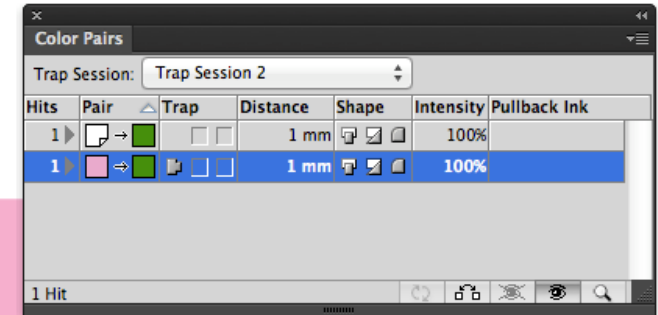
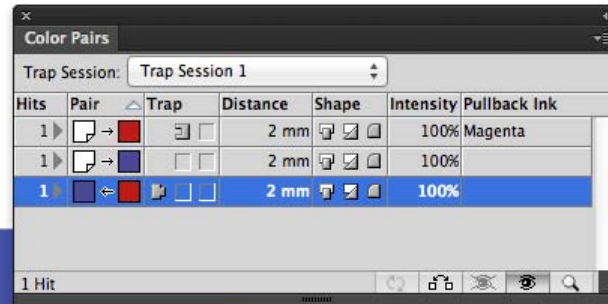
InkManager: Shared Printing Methods

- In case there is a connection with Automation Engine, a common library for the Printing Methods will be used by AE and all DeskPack users connected to the server.



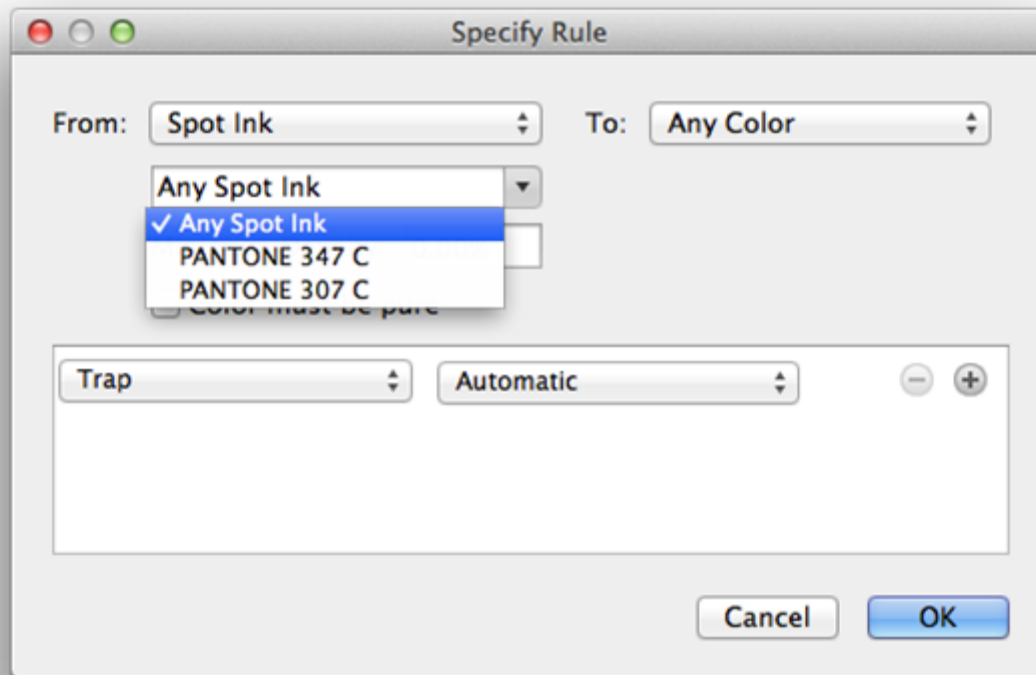
PowerTrapper Standalone: Multiple Color Pairs

- This is a feature already available in ArtPro and PackEdge
- Every trap action will generate a new session in the Color Pair dialog without erasing the previous Color Pairs (like before).
- **Use case:** you can now trap a file in several parts, each part will correspond with a session in the Color Pairs dialog.



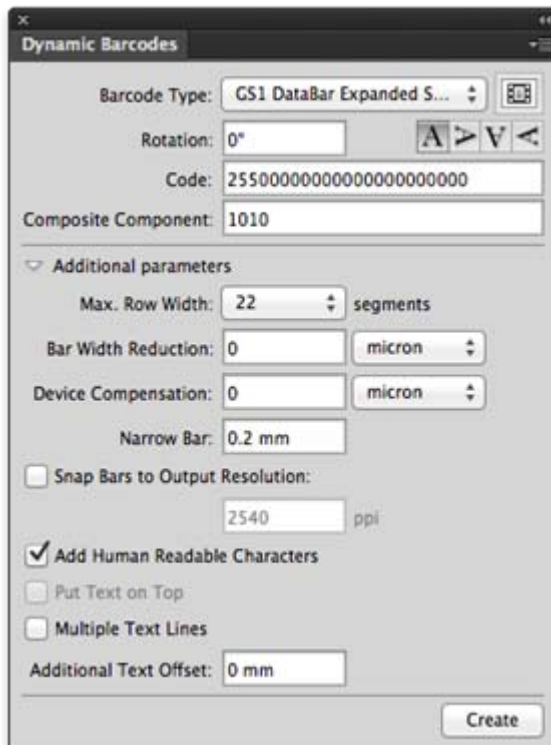
PowerTrapper Standalone: Spot colors in Rules

- When creating a Rule involving spot colors, a list of the spot colors in the document will be shown now, instead of just an entry field



Dynamic Barcodes: GS1 GCN barcode

- This barcode is based on the GS1 Databar Expanded and GS1 Databar Expanded Stacked.
- Used for Coupons (will become the standard Coupon barcode)

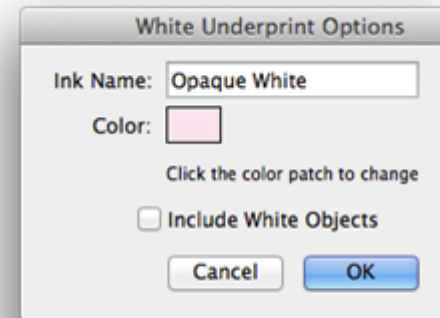
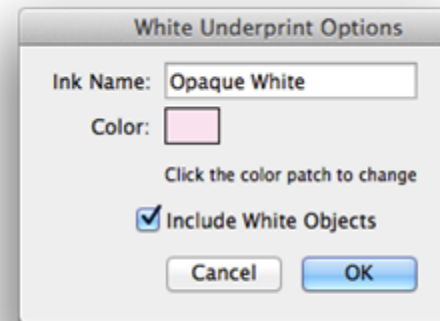



Dynamic Barcodes

- Warning is shown if leading or trailing whitespaces are used for barcodes that support whitespaces (Datamatrix, QR,...)
- Opening a file with an old BarX barcode in Illustrator using Dynamic Barcodes brings up a halting dialog box telling about updating the barcode. This message will only be shown only once from now on.

White Underprint

- For some jobs, white objects (0/0/0/0) need to have a White Underprint, for others, this needs to be excluded.
- Now there is a preference if you want to include white objects or not



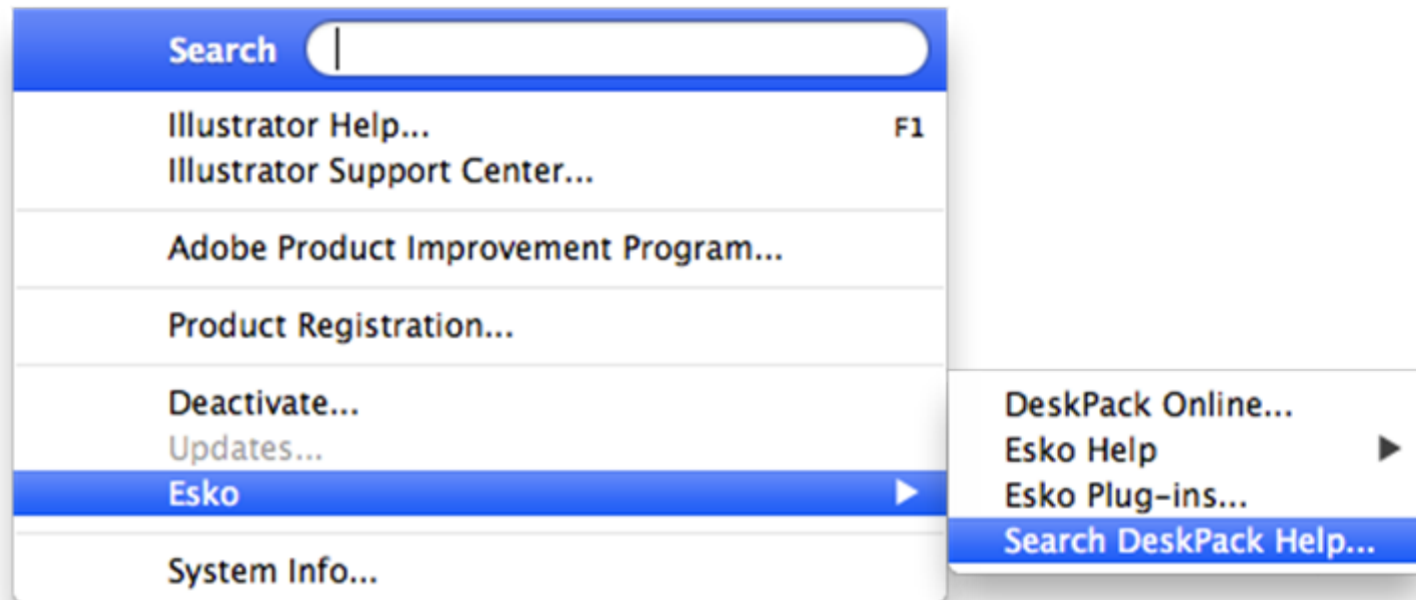
Support for Mac OS 10.9 Mavericks

A large rectangular image with a background of blue and green ocean waves. The text "OSX Mavericks" is centered in white, sans-serif font.

OSX Mavericks

Knowledge Base

- Esko now offers a Knowledge Base where customers can look up answers to Frequently Asked Questions: <http://help.esko.com/KnowledgeBase/>
- There is a link from within Illustrator to this URL.



ESKO*

